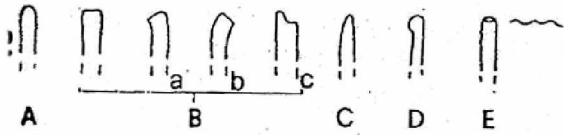
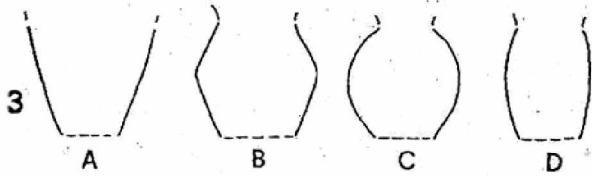


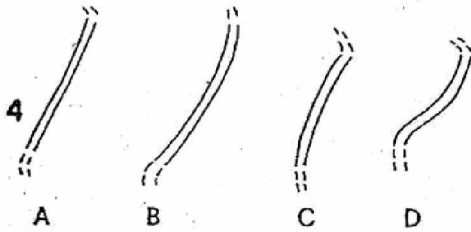
1. ORLO
 A. estroflesso
 a. continuo
 b. a spigolo interno
 B. distinto
 C. indistinto
 a. aggettante all'interno
 D. rientrante



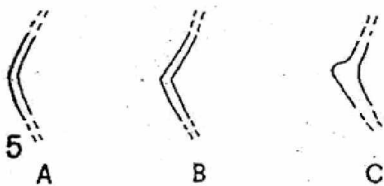
2. BORDO
 A. arrotondato
 B. appiattito
 a. inclinato all'esterno
 b. inclinato all'interno
 c. con risega
 C. assottigliato
 D. ingrossato
 E. decorato a tacche



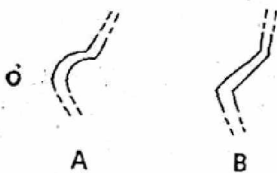
3. CORPO
 A. troncoconico
 B. biconico
 C. globulare
 D. ovoidale



4. PARTE SUPERIORE
 A. a profilo rettilineo
 B. a profilo concavo
 C. a profilo convesso
 D. a profilo concavo-convesso



5. CARENA
 A. arrotondata
 B. a spigolo vivo
 C. rilevata



6. SPALLA
 A. convessa
 B. rettilinea